

1) LED function indicator, 3) Encoder



Basic features

Application	Positioning
Approval/Conformity	CE
	UKCA
	cURus
	WEEE
Basic standard	IEC 60947-5-2
	IEC 60947-5-7

Display/Operation

Function indicator	Adjustment indicator
Power indicator	no

Electrical connection

Bending radius min., fixed cable	3 x D
Bending radius min., flexible cable	Fixed installation only.
Cable diameter D	3.50 mm
Cable length L	2 m
Conductor cross-section	0.14 mm ²
Connection type	Cable, 2.00 m, PUR
Number of conductors	3
Polarity reversal protected	yes
Protection against device mix-ups	yes
Short-circuit protection	yes

Electrical data

Load resistance RL min.	2000 Ohm
No-load current I _o max. at U _e	20 mA
Operating voltage U _b	15...30 VDC
Rated insulation voltage U _i	75 V DC
Rated operating voltage U _e DC	24 V
Ripple max. (% of U _e)	10 %
Slope U	0.71 V/mm

Inductive Sensors
BIP AD2-T014-01-EB02-506
Order Code: BIP000W



Environmental conditions

Ambient temperature	-25...70 °C
Contamination scale	3
EN 60068-2-27, Shock	Half-sinus, 30 g _n , 11 ms
EN 60068-2-6, Vibration	55 Hz, amplitude 1 mm, 3x30 min
IP rating	IP67

Functional safety

MTTF (40 °C)	350 a
--------------	-------

Interface

Analog output	Analog, voltage 0...10 V
Output characteristic	Adjustable
Output voltage at SI max.	10 V
Output voltage at SI min.	0 V
Output voltage at Se	5 V

Material

Cable shield	yes
Housing material	PA
Material jacket	PUR
Material sensing surface	PA

Mechanical data

Dimension	35 x 35 x 31 mm
Tightening torque max.	0.5 Nm

Range/Distance

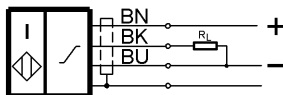
Linearity range SI	0...14 mm
Measuring range	0...14 mm
Non-linearity max.	±250 µm
Repeat accuracy per BWN	±80 µm
Temperature drift max. from end value	±3.0 %

Remarks

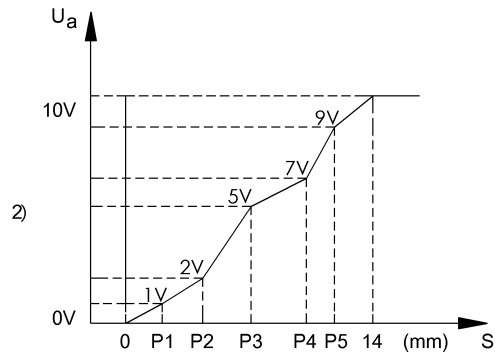
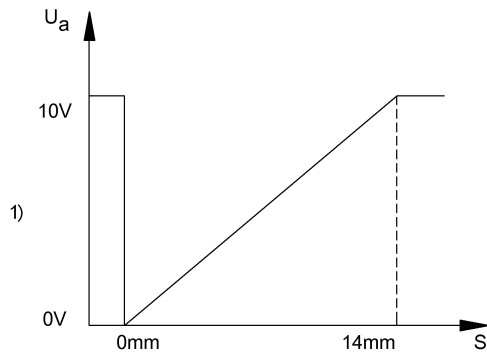
Please refer to manual.
 Specification applies to the recommended position encoders BAM TG-XE-001 and BAM TG-XE-002 at D = 1 mm
 The measuring range is teachable using the BAE00T3 programmer.
 For more information about MTTF and B10d see MTTF / B10d Certificate

Indication of the MTTF- / B10d value does not represent a binding composition and/or life expectancy assurance; these are simply experiential values with no warranty implications. These declared values also do not extend the expiration period for defect claims or affect it in any way.

Wiring Diagrams



Technical Drawings



- 1) State on delivery
- 2) Programmed state